

FLUTED PANELS

PREFINISHED INTERLOCKING




TIMBER



SOFT COLOURS




MARBLE




METAL



CONCRETE




LEATHER




TIMBER

PROFILES




106 Brazilian rosewood



Profile	Barcode
Size	18mm x 121mm
Length	9feet



107 Wenge

Profile	Barcode
Size	18mm x 121mm
Length	9feet


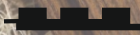







101 Dark Teak

Profile	Slats
Size	18mm x 121mm
Length	9feet





102 Light Teak

Profile	Slats
Size	18mm x 121mm
Length	9feet




103 American Walnut

Profile	Slats
Size	18mm x 121mm
Length	9feet





104 German oak

Profile	Slats
Size	18mm x 121mm
Length	9feet















601 Faux Crocodile

Profile	Slats
Size	18mm x 121mm
Length	9feet



602 Matt Bella Gold

Profile	Slats
Size	18mm x 121mm
Length	9feet






CONCRETE
PROFILES




401 Concrete

Profile	Slats
Size	18mm x 121mm
Length	9feet



402 Slatestone


Profile	Slats
Size	18mm x 121mm
Length	9feet



403 Dark Concrete

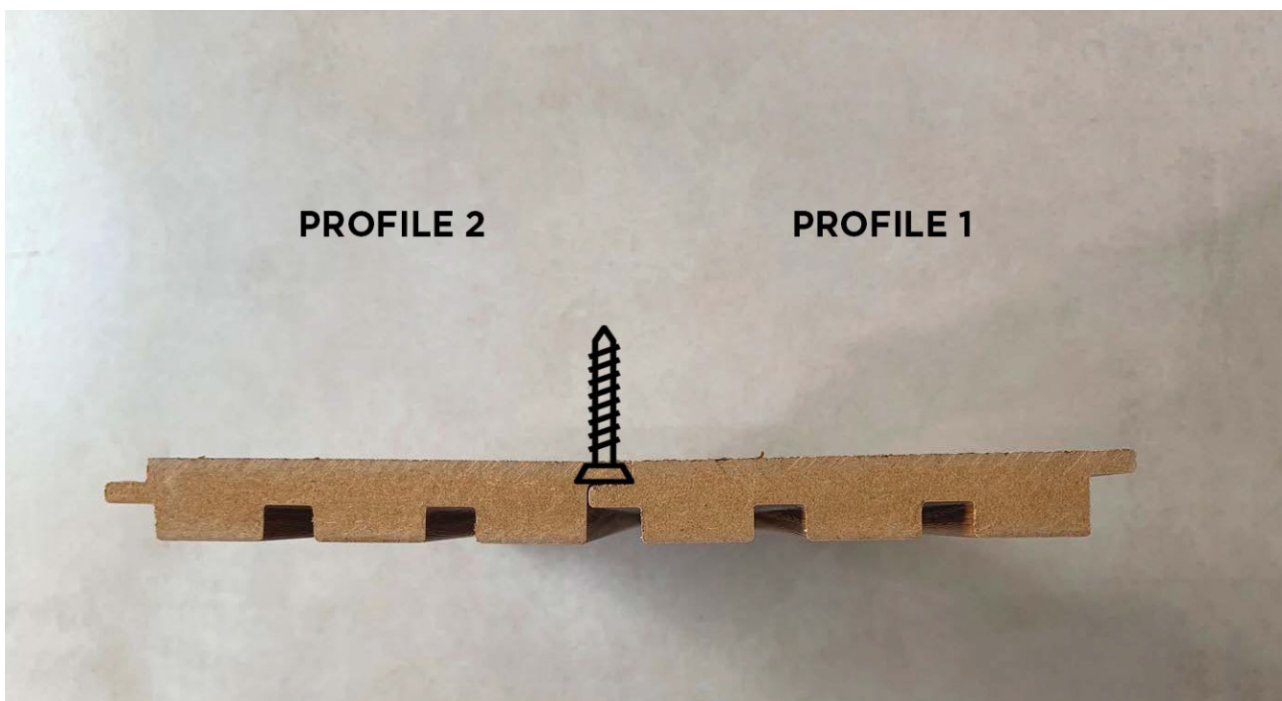
Profile	Slats
Size	18mm x 121mm
Length	9feet





INSTALLATION

- Panel the wall with either aluminum channels or plywood as the base
- Fixing the panel: Drill screws on the lower side of the 1st panel at intermitted distance
- Overlap the upper side of the 2nd panel on the 1st panel
- Again drill the screws on the lower side of the 2nd panel
- As we repeat the process, screws are hidden & we achieve perfectly consistent panelling



MANUFACTURING PROCESS

- Refining raw wood fibres for quality.
- Gluing, pressing & calibrating into uniform panels.
- Routing wooden panels into desired designs.
- Applying textured PVC finishes on top layer.

SPECIFICATIONS


CORE: Engineered Wood
(HMR-Grade MDF)

FINISH: Textured PVC Membrane

HEIGHT: 9ft (2750mm)

WIDTH 121mm (4.75 inches)

THICKNESS: 18mm (3/4th inch)



SPIDEX
FLOORING | CLADDING | CARPETS

WOODEN FLOORING | WOODEN CLADDING | CARPETS | VINYL FLOORING
SPORTS FLOORING | DECK FLOORING | ARTIFICIAL GRASS | BLINDS | WALLPAPERS